

Survey: HA1/26
month: February 2026
Participant-No: 0004965
valid from: 04.02.26



page 1 of 4

diaglobal GmbH
Dr. Rainer Schlegel
Haus 41
Köpenicker Str. 325
12555 Berlin



Bonn, 19. February 2026

Certificate

We confirm that you have participated in the survey for full blood count.
This certificate is according to the current version of the RiliBÄK valid until the end of August 2026.
You have met the requirements of the survey for the following analytes:

hemoglobin (1) | erythrocytes (1) | hematocrit (1)

Handwritten signature of Prof. Dr. Dr. K. P. Kohse in blue ink.

Prof. Dr. Dr. K. P. Kohse
EQA scheme director

Handwritten signature of Dr. Anja Kessler in blue ink.

Dr. Anja Kessler
Head of Reference Institute

Handwritten signature of Dr. Marika Enders in blue ink.

Dr. Marika Enders
EQAS-Board

The number in parentheses characterizes the analytical method used.
The assignment of the number to the respective method and/or the respective instrument
is to be taken from the total evaluation.

This certificate is valid in conjunction with the final report dated 18.02.26.
This is available for download in the RfB-Online system.

Survey: HA1/26
 month: February 2026
 Participant-No: 0004965



Listing and Evaluation of all your results

Explanations

Certificate

A certificate is issued (given) for an analyte only if the basis for an evaluation of the accuracy is given by the guidelines of the German Medical Association and/or if an evaluation is possible in analogy to these guidelines (see comments on the evaluation) and, if both results for an analyte are within the given acceptance limits. (marked as '+' below C)

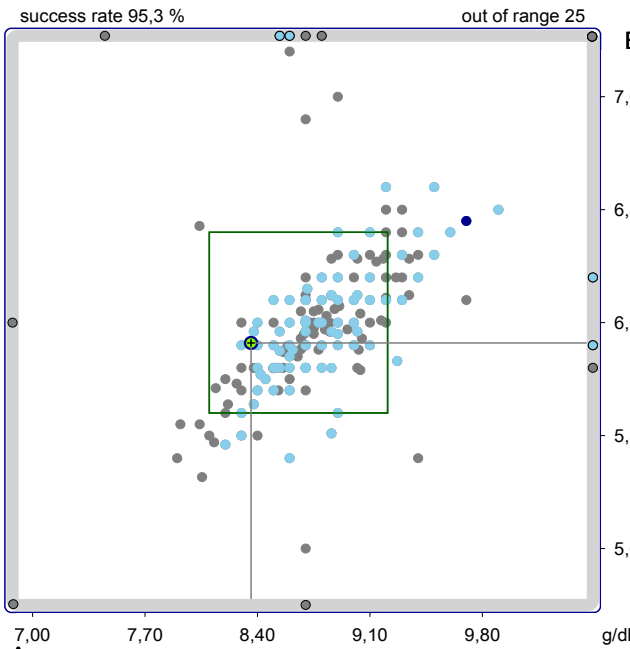
Participation certificate

In the participation certificate all analytes which are included in the list on this page are listed.
 If all analytes are listed on the certificate no participation certificate is printed.

Legend:	C=Certification, M=No of method, R=your result, D=difference (R-T) Dmax= maximum allowable amount of difference in measurement, partly given by annex 1 of the guideline of the BÄK. T = target value, either reference method value or assigned value, LL UL = lower resp. upper limit	Certification:	+ = fulfilled (quotient D/Dmax <= 1.0) - = not fulfilled (quotient D/Dmax > 1.0) ± = certification cancelled because of technical and/or analytical reasons
---------	---	----------------	--

	C	M	R	D/Dmax	T	LL	UL								
hemoglobin [g/dl]	+	1	A	8.36	-0.55	8.68	8.10	9.21							
			B	5.91	-0.24	6.01	5.60	6.40							
erythrocytes [10e6/µl]	+	1	A	3.03	0.58	2.89	2.65	3.13							
			B	2.01	0.06	2.00	1.84	2.16							
hematocrit [%]	+	1	A	26.3	0.78	24.5	22.2	26.8							
			B	17.4	-0.13	17.6	16.0	19.2							

Analyte **hemoglobin**
Method all methods



No of participants	1451	
sample/unit	A	B
mean	8.72	5.93
standard deviation	0.198	0.154
coefficient of variation	2.27	2.59

Probe A (TV = 8.68 [g/dl])

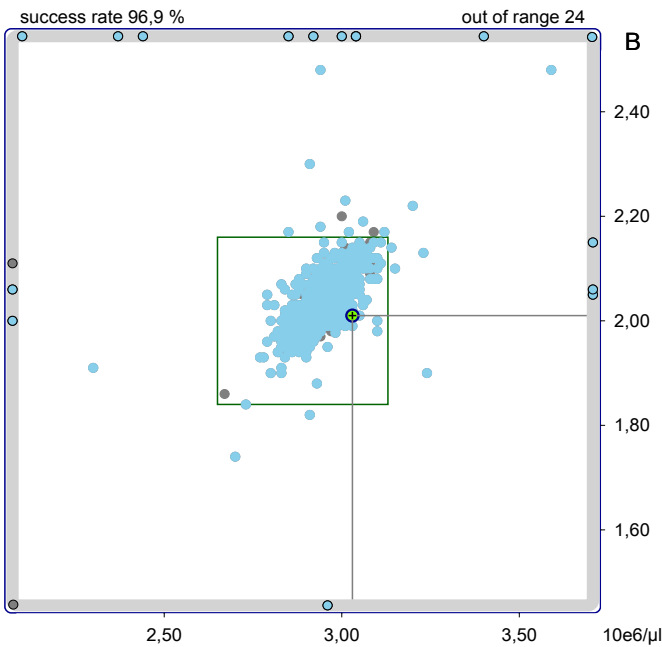
M	Kit	N	Min	16.P	50.P	84.P	Max
Alle	1451	5.70	8.55	8.70	8.90	18.7	
1	12	23	8.40	8.60	8.80	9.10	
1	62	22	5.90	8.50	8.70	8.80	
1	63	40	5.80	8.50	8.60	8.90	
1	64	87	5.90	8.60	8.70	8.80	
1	70	90	5.90	8.50	8.70	8.86	
3	12	43	5.90	8.70	8.90	9.10	
3	22	33	8.40	8.59	8.80	9.00	
3	62	28	8.38	8.50	8.70	8.80	
3	63	183	8.30	8.50	8.60	8.70	
3	64	483	8.40	8.60	8.70	8.80	
3	68	73	5.80	8.54	8.70	8.86	
3	70	69	8.30	8.60	8.70	8.80	
3	99	25	6.00	8.60	8.80	9.20	

Probe B (TV = 6.01 [g/dl])

M	Kit	N	Min	16.P	50.P	84.P	Max
Alle	1451	4.40	5.80	5.90	6.10	17.4	
1	12	23	5.60	6.00	6.10	6.40	
1	62	22	5.70	5.80	5.93	6.00	
1	63	40	5.70	5.80	5.80	5.90	
1	64	87	5.70	5.90	5.90	6.00	
1	70	90	5.70	5.80	5.90	6.00	
3	12	43	4.40	6.00	6.20	6.30	
3	22	33	5.80	5.89	5.96	6.00	
3	62	28	5.70	5.80	5.93	6.10	
3	63	183	5.70	5.80	5.80	5.90	
3	64	483	5.70	5.80	5.90	6.00	
3	68	73	5.00	5.80	5.96	6.10	
3	70	69	5.70	5.80	5.90	6.00	
3	99	25	5.79	5.80	6.00	6.27	

Other kits (number):
1-13(4), 1-16(18), 1-18(2), 1-22(14), 1-24(1), 1-26(1), 1-33(2), 1-41(2), 1-57(2), 1-67(6), 1-68(18), 1-73(1), 1-75(5), 1-79(1), 1-80(1), 1-84(1), 1-85(14), > 1-90(2)<, 1-99(5), 2-63(1), 2-99(1), 3-13(18), 3-16(4), 3-18(14), 3-23(1), 3-33(2), 3-35(6), 3-47(1), 3-66(9), 3-67(10), 3-73(17), 3-74(1), 3-76(1), 3-80(1), 3-81(7), 3-84(2), 3-85(5), 3-87(1), 3-101(6), 4-34(1), 5-50(9), 6-19(12), 7-52(15), 8-75(7),

Analyte **erythrocytes**
Method all methods



No of participants	1415	
sample/unit	A	B
mean	2.95	2.04
standard deviation	0.062	0.050
coefficient of variation	2.13	2.46

Sample A (RMW = 2.89 10e6/µl)

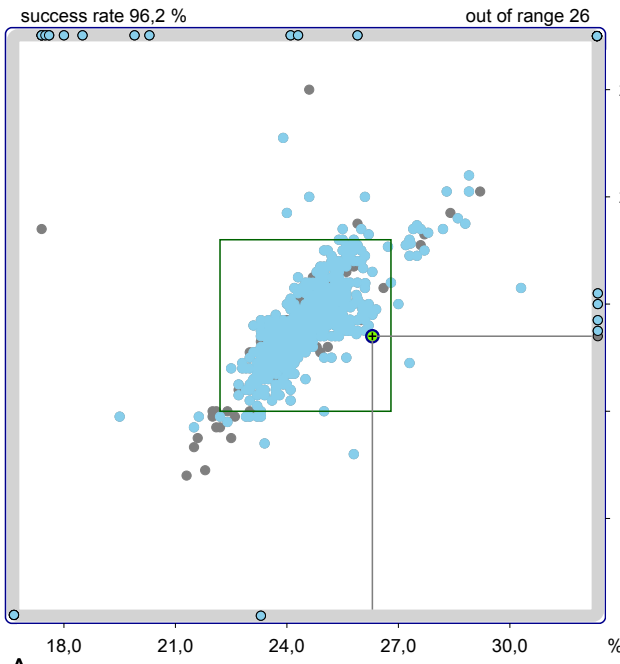
M	Kit	N	Min	16.P	50.P	84.P	Max
Alle	1415	0.248	2.90	2.95	3.00	16.5	
1	12	64	2.08	2.86	2.92	2.98	3.06
1	13	22	2.30	2.86	2.94	3.03	3.09
1	16	22	2.70	2.84	2.94	2.99	3.03
1	18	15	2.44	2.83	2.92	2.98	3.02
1	22	45	2.87	2.93	2.99	3.02	3.10
1	62	49	2.07	2.90	2.99	3.05	3.12
1	63	204	2.00	2.86	2.90	2.94	3.01
1	64	528	0.248	2.92	2.96	3.00	3.71
1	68	86	2.86	2.95	3.02	3.06	3.24
1	70	157	2.05	2.91	2.96	3.00	16.5
1	73	15	2.90	2.94	2.99	3.02	3.04
1	85	19	2.00	2.80	2.88	2.96	3.11
2	63	17	2.84	2.86	2.90	2.96	2.99
2	64	42	2.90	2.92	2.95	3.00	3.03

Sample B (RMW = 2.00 10e6/µl)

M	Kit	N	Min	16.P	50.P	84.P	Max
Alle	1415	1.46	1.99	2.03	2.08	20.5	
1	12	64	1.46	2.00	2.03	2.08	3.00
1	13	22	1.91	1.94	2.01	2.11	2.48
1	16	22	1.74	1.94	2.01	2.04	2.07
1	18	15	1.98	2.00	2.04	2.20	2.85
1	22	45	1.96	1.99	2.01	2.03	2.10
1	62	49	1.96	2.01	2.07	2.11	20.5
1	63	204	1.90	1.97	1.99	2.02	2.91
1	64	528	1.95	2.00	2.04	2.07	2.94
1	68	86	1.90	2.06	2.09	2.13	2.48
1	70	157	1.97	2.04	2.07	2.10	20.2
1	73	15	1.99	2.00	2.05	2.07	2.08
1	85	19	1.93	1.95	1.99	2.07	2.11
2	63	17	1.94	1.95	1.99	2.01	2.03
2	64	42	1.98	2.01	2.04	2.06	2.10

Other kits (number):
1-19(12), 1-23(1), 1-24(1), 1-26(1), 1-33(4), 1-57(2), 1-66(5), 1-67(14), 1-74(1), 1-75(1), 1-76(1), 1-79(1), 1-80(2), 1-84(3), > 1-90(1)<, 1-99(14), 1-101(6), 2-18(1), 2-19(1), 2-22(1), 2-66(4), 2-67(2), 2-68(2), 2-73(3), 2-75(11), 2-81(6), 2-87(1), 2-99(3), 3-12(1), 3-81(1), 3-99(1), 4-12(1), 4-63(2), 4-68(3), 4-70(2), 4-99(14),

Analyte **hematocrit**
 Method all methods

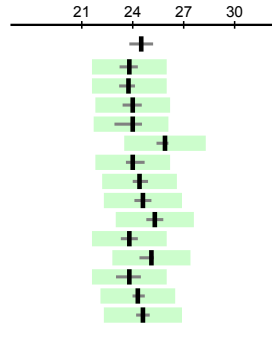


A

No of participants		1423	
sample/unit	A	%	
mean	24.5	17.6	
standard deviation	0.896	0.645	
coefficient of variation	3.66	3.66	

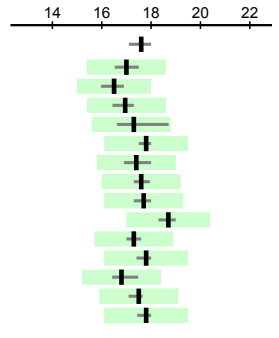
Sample A [%]

M	Kit	N	Min	16.P	50.P	84.P	Max
Alle	1423	0.243	23.8	24.5	25.2	3310	
1	12	63	18.5	23.2	23.8	24.3	25.4
1	13	22	19.5	23.2	23.8	24.1	28.9
1	16	22	22.4	23.4	24.0	24.5	25.6
1	18	15	19.9	22.9	24.0	24.5	24.7
1	22	42	25.0	25.4	25.9	26.1	27.0
1	62	49	17.4	23.6	24.0	24.7	2402
1	63	201	18.0	24.0	24.4	24.9	2440
1	64	516	17.5	24.1	24.6	25.1	36.0
1	68	82	23.5	24.8	25.3	25.8	27.3
1	70	149	17.4	23.3	23.8	24.3	242
1	73	15	24.0	24.4	25.1	25.2	26.0
1	85	19	22.2	23.0	23.8	24.5	25.5
2	63	17	23.7	24.0	24.3	24.7	25.0
2	64	45	24.0	24.2	24.6	25.0	25.5



Sample B [%]

M	Kit	N	Min	16.P	50.P	84.P	Max
Alle	1423	0.190	17.1	17.6	18.0	2300	
1	12	63	11.7	16.5	17.0	17.5	25.4
1	13	22	15.9	16.0	16.5	16.9	20.1
1	16	22	15.8	16.4	17.0	17.3	1600
1	18	15	16.3	16.6	17.3	18.7	23.0
1	22	42	17.4	17.5	17.8	18.0	18.4
1	62	49	16.4	16.9	17.4	18.0	1730
1	63	201	16.9	17.3	17.6	17.9	1780
1	64	516	16.7	17.3	17.7	18.0	33.0
1	68	82	16.9	18.3	18.7	19.0	26.9
1	70	149	16.5	17.0	17.3	17.6	47.9
1	73	15	17.0	17.4	17.8	18.0	18.1
1	85	19	15.9	16.4	16.8	17.5	17.9
2	63	17	17.0	17.1	17.5	17.7	17.8
2	64	45	17.0	17.4	17.8	18.0	18.3



Other kits (number):
 1-19(12), 1-23(1), 1-24(1), 1-26(1), 1-33(4), 1-41(1), 1-50(1), 1-52(6), 1-57(2), 1-66(6), 1-67(11), 1-74(1),
 1-75(1), 1-79(1), 1-80(2), 1-84(3), > 1-90(1)<, 1-99(13), 1-101(5), 2-18(1), 2-19(1), 2-22(2), 2-66(3), 2-67(4),
 2-68(3), 2-70(2), 2-73(3), 2-75(11), 2-76(1), 2-81(6), 2-87(1), 2-99(3), 3-12(1), 3-63(1), 3-64(3), 3-81(1), 3-99(1),
 4-12(2), 4-22(2), 4-42(1), 4-47(1), 4-62(1), 4-63(5), 4-64(5), 4-68(6), 4-70(8), 4-99(13), 4-101(1),